


Area &
Perimeter

**Match
Game**



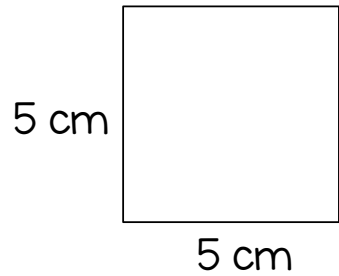
Area & Perimeter Game

Directions for Memory Game:


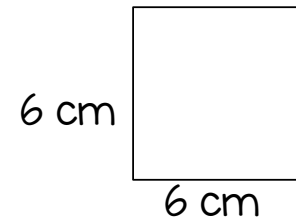
- Mix up the cards and place them all face down.
- Players take turns flipping over 2 cards.
- A match is when the shape and the area/perimeter match.
**Make sure to pay attention to the unit of measure (ft., in., cm.)*
- The player with the most matched wins!

Directions for Match Activity:

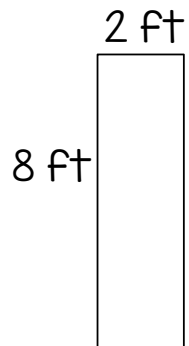
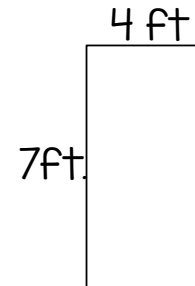
- Lay all the cards out face up.
- Work by yourself or with a partner to match all the shapes with the correct area/perimeter card.



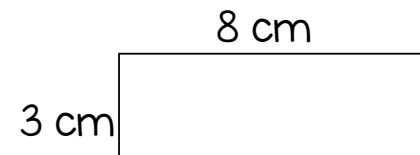
Area=
25 sq. cm.



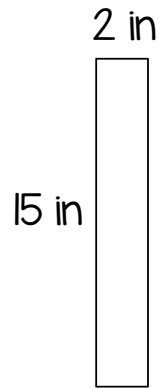
Perimeter=
26 in.



Area=
16 sq. ft.

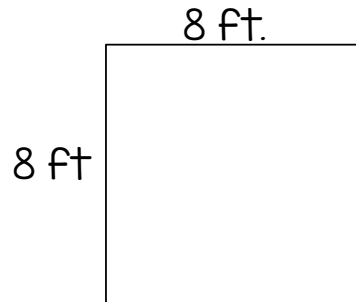


Perimeter=
24 cm.



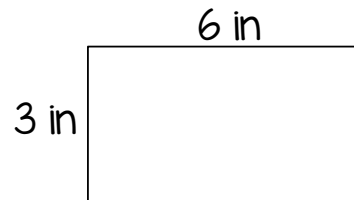
Perimeter=
34 in.

Area=
28 sq. ft.

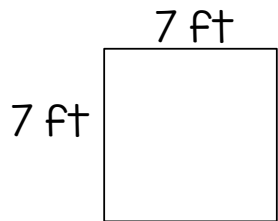


Perimeter=
32 ft.


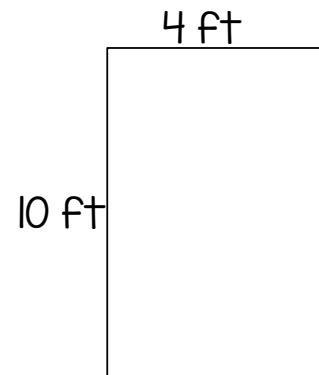
Perimeter=
22 cm



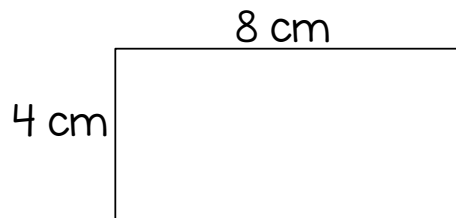
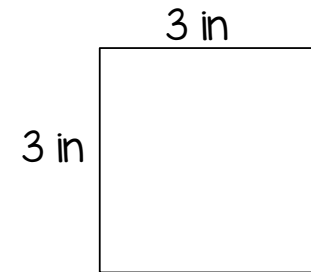
Area=
18 sq. in.



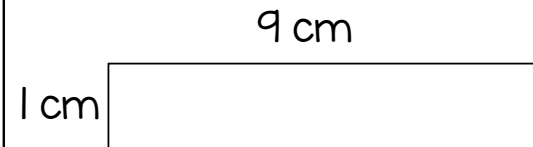
Area=
49 sq. ft.



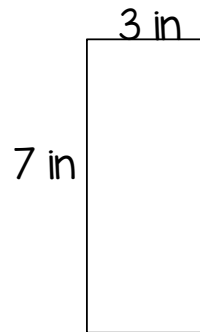
Perimeter=
38 in.



Area=
32 sq. cm.

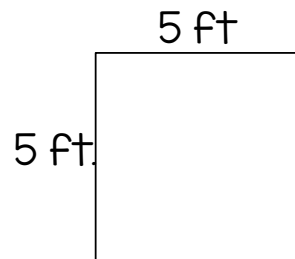


Area=
40 sq. ft.



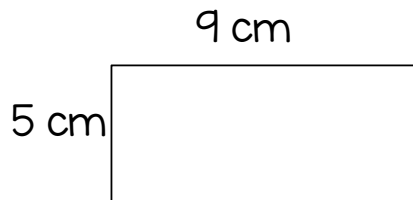
Area=
21 sq. in.

Perimeter=
12 in



Perimeter=
20 ft.

Perimeter=
20 cm.



Area=
45 sq. cm.

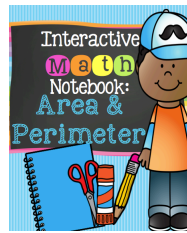
Thank you!

Thank you so much for your purchase!

If you like this product,
you can find more of my products at:

<http://www.teacherspayteachers.com/Store/Kim-Carroll-4187>

Check out this Interactive Notebooks for area and perimeter:



Thank you to all the incredible TpT authors who helped make this product possible!

Fonts, frames, backgrounds, and graphics used in this product were provided by these amazing teachers:



Please check out their amazing TpT stores

©Kim Carroll 2017